



P. J.
VALCKENBERG
WEINHANDELSHAUS

Rüdesheimer Berg Rottland Riesling Spätlese

Rüdesheimer Berg Rottland Riesling Spätlese 2017




Produzent

Das Traditions-Weingut im Besitz der Familie Eser liegt im Anbaugebiet Rheingau und ist Mitglied im VDP und der CHARTA-Gruppe.

Jahgangsbericht

A warm March was responsible for early bud breaks, which were damaged after frosty nights in April. Blossoming started in June, after a warm, sunny May. After a wind storm on the 1st of August and wet days, followed an early harvest to save the small amount of healthy grapes.

Charaktereigenschaften

-  fresh green florals, gooseberry
-  green plum flavor, crushed minerals, undertone of bramble
-  desserts, cheese, sorbets

Fakten

Rebsorte	Riesling
Terroir	Rüdesheimer Berg Rottland, Taunus-quartzite soil with slight slate influence
Appellation	Rheingau
Vinifikation	Gentle and individual treatment



Alkoholgehalt	Restsüße	Säuregehalt
10.5 %vol	58.4 g/l	9.4 g/l

Art.Nr. WJ12-17