

Rüdesheimer Berg Rottland Riesling Auslese 2012




Produzent

Das Traditions-Weingut im Besitz der Familie Eser liegt im Anbaugebiet Rheingau und ist Mitglied im VDP und der CHARTA-Gruppe.

Jahrgangsbericht

December and January were almost spring-like, and winter did not really set in until early February – very late and unusual. Luckily, the vines were in hibernation and lived through the sudden cold snap completely unscathed. The first buds appeared at the end of April, the latest date recorded in the last 10 years. May was very warm, which got things back on track and led to a relatively early bloom on June 6th. Summer started off quite damp, but became dry and warm. The weather in September felt like high summer during the day, but the cool nights simultaneously ensured that the grapes did not rot and helped conserve the acidity within the berries. The grapes spent their most critical ripening phase developing in the most optimal weather conditions.

Charaktereigenschaften

-  opulent fruit, strong honey aroma
-  dried herbs, apricot aroma, slightly creamy, light body
-  fruit desserts, cheeses, solo

Fakten

Rebsorte	Riesling
Terroir	vineyard site: Berg Rottland, intensive light reflection from the Rhine river, quarzite soil with high content of slate, south-facing exposure
Appellation	Rheingau
Vinifikation	fermentation in stainless steel and wooden barrels

Alkoholgehalt in %Vol	Restsüße in g/l	Säuregehalt in g/l
10 %	75.5 g/l	6.7 g/l

